



NORRON
STOCKHOLM | OSLO

MONTHLY REPORT – PRESERVE

February 2018

Historical Return (%)

	jan	feb	mar	apr	maj	jun	jul	aug	sep	okt	nov	dec	year
2018	0,14	-0,05											0,09
2017	0,22	0,32	0,12	0,15	0,21	0,06	0,15	0,08	0,10	0,12	-0,03	-0,08	1,45
2016	-0,24	-0,40	0,65	0,51	0,18	0,11	0,34	0,42	0,27	0,27	0,09	0,11	2,34
2015	0,18	0,26	0,10	0,25	0,08	-0,24	0,22	-0,05	-0,48	0,28	0,04	-0,18	0,44
2014	0,38	0,47	0,33	0,16	0,22	0,25	0,15	-0,03	-0,10	-0,27	-0,19	-0,60	0,76
2013	0,58	0,19	0,24	0,38	0,44	-0,05	0,31	0,41	0,47	0,43	0,38	0,39	4,25
2012	1,31	0,63	1,00	0,29	-0,14	0,24	0,63	1,20	0,54	0,70	0,34	0,30	7,25

Top 5 Positions

1	Swedbank Hypotek AB	2,2
2	Landshypotek Bank AB	2,2
3	Swedbank Hypotek AB	2,1
4	Stadshypotek AB	2,1
5	Realkredit Danmark	2,0

Positive Contributions

1	Sagax	0,01
2	Stolt-Nielsen	0,01
3	Ocean Yield	0,01
4	Gaslog	0,01
5	Nynäs	0,01

Negative Contributions

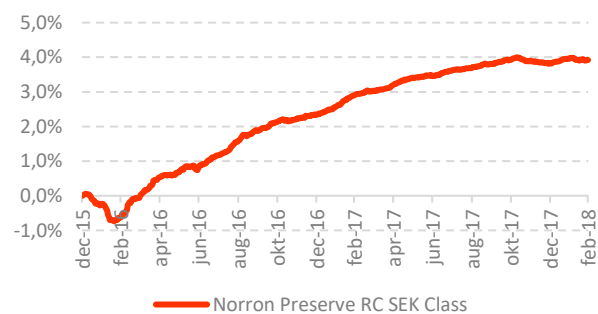
1	Länsförsäkringar	0,00
2	Nykredit T2	-0,01
3	Ericsson	-0,01
4	Klarna	-0,01
5	Intrum	-0,02

Key Figures Feb

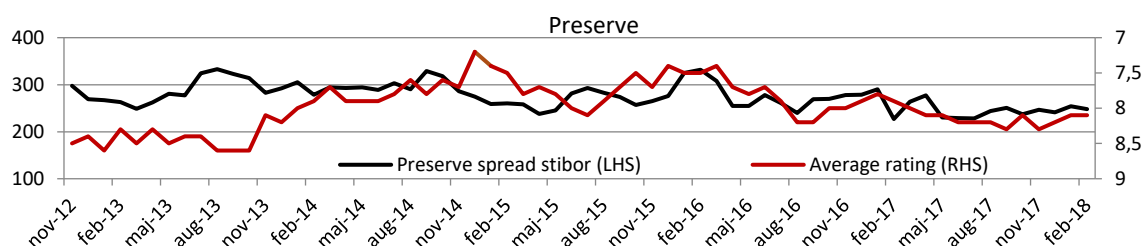
	Current	Last 3 yrs	Since Inception
Std. Dev.		0,8%	1,1%
Correlation (T-Bill)		-0,20	0,21
Positive Month. (%)		78%	84%
Best month (%)		0,7%	1,1%
Worst Month (%)		-0,5%	-0,8%
Portfolio yield	2,0%		
Avg. Weighted Interest Rate Duration	0,40	0,6	0,5
Credit Duration (years)	1,9	2,6	2,7

* Bloomberg

Performance since 2016



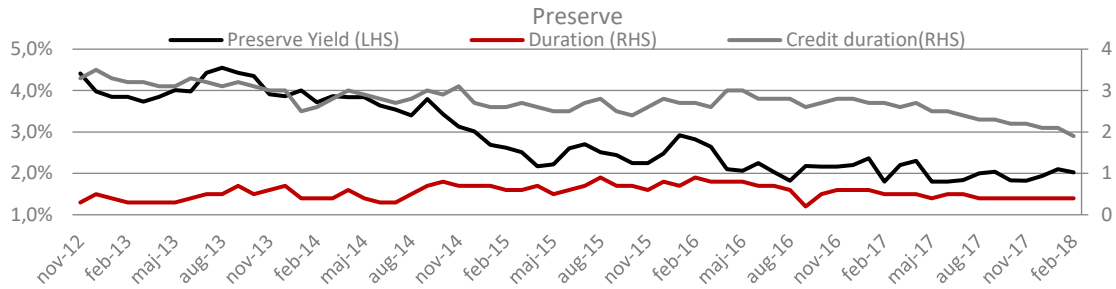
Spread Stibor & Average Credit Rating



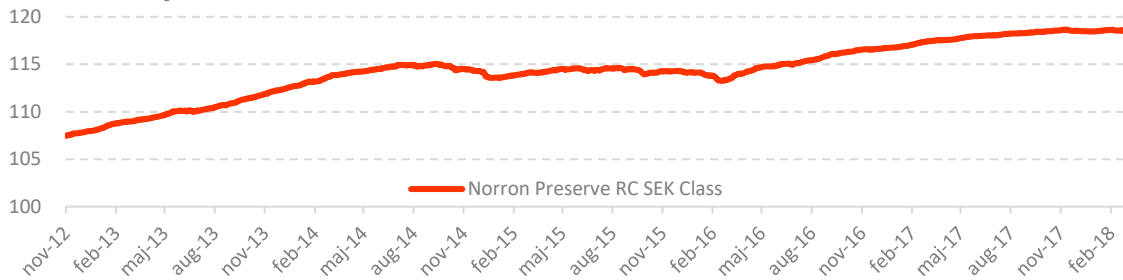
If you have any queries or require additional information, please contact ir@norrn.com



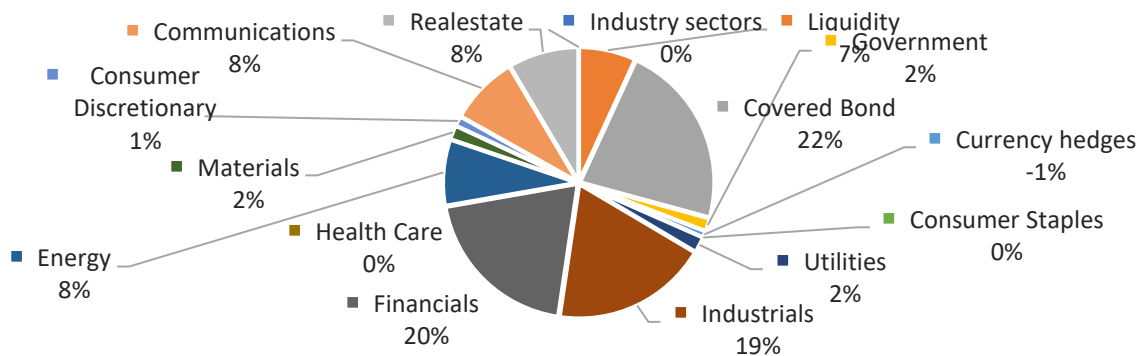
Yield, Duration & Credit Duration



NAV Price (last 5 yrs)



Industrial Breakdown



Fund Manager's comment

The much-expected increased volatility finally came in February, triggered by higher inflation data from the US and, on the back of that, issues in constant risk mandates combined with a large movement in VIX index. Most risk assets gave back the positive returns from the start of the year and are now in negative territory. Credit markets were calmer compared to equity markets. If this is the start of the recession trade, credit should normally underperform equities. However, what is normal these days? The local credit markets were in general calm. In the Swedish market weak inflation data pushed down yield. Norway's central bank lowered its inflation target from 2,5 to 2,0 per cent. We are cautious towards the local new issue market due to valuation and in general low quality in the HY issues.

The fund returned -0,05 per cent in February. The fund decreased investment in perpetuals as Telia Volvo and SHB. The fund is keeping shorter credit/interest rate duration than normal due to valuation in the market.

If you have any queries or require additional information, please contact ir@norrn.com

