Norron Preserve Monthly Report
April 2019

NORRON

Monthly Return 0,31%

Fund manager's comment:

Earnings season and central banks have dominated the news flow during April, compared with Brexit and trade wars the earlier months. Riksbanken was very dovish and hence the SEK depreciated against major currencies. The macro in the US is not great but it is not bad either. Hence, the feeling that the market expects FED to go to easing bias compared with the current neutral bias seems a bit premature. The equity market is up 20 per cent year to date. The local earnings season has been bifurcated between banks and industrials. Banks in general have pressure on high quality net interest income, which is cumbersome. Industrials deliver strong reports in general. Euro IG spread is now 55bp compared with 94bp at the start of the year. Given, that all time tight was around 30bp, but then ECB QE was in full swing. Hence, we do not see any great upside in spread tightening from this stage compared with beginning of the year.

The Nordic new issue market continues to be strong. We participated in inaugural SBB euro hybrid and Telenor bond issues. We have increased real-estate exposure, still from a low level, due to more dovish central banks and interest rates staying lower for longer.

Moreover, we sold or decreased exposure in some strong performing bonds, e.g. Telia hybrid, Orsted hybrid and Heimstaden bostad. A negative rating event occurred, where B2 holding bonds were downgraded to single B+ from BB-. No major price action though, but we had to sell that position because the fund is not allowed to invest in lower rating than BB-.

We are neutral to slightly cautious in our stance right now. We expect a heavy new issue season ahead of us, combined with potential resurfing of Brexit issues and trade talks. June is normally a more difficult month return-wise. However, the current Goldilocks environment with low inflation and low interest rates is strong.

Norron Preserve returned 0,31 per cent in April. Largest contributors were Sagax, Euronav and Neptune. No large negative movements. After four strong months, we expect slower performance going forward.

Monthly Returns

	Jan	Feb	Mar	Apr	May	Jun	Jul	Aug	Sep	Oct	Nov	Dec	Year
2019	0,34	0,35	0,26	0,31									1,26
2018	0,14	-0,05	-0,03	0,12	-0,08	-0,08	0,07	0,02	0,02	-0,10	-0,22	-0,21	-0,41
2017	0,23	0,32	0,12	0,15	0,21	0,06	0,15	0,08	0,10	0,12	-0,03	-0,08	1,45
2016	-0,24	-0,40	0,65	0,51	0,18	0,11	0,34	0,42	0,27	0,27	0,09	0,11	2,34
2015	0,18	0,26	0,10	0,25	0,08	-0,24	0,22	-0,05	-0,48	0,28	0,04	-0,18	0,44
2014	0,38	0,47	0,33	0,16	0,22	0,25	0,15	-0,03	-0,10	-0,27	-0,19	-0,60	0,76
2013	0,58	0,19	0,24	0,38	0,44	-0,05	0,31	0,41	0,47	0,43	0,38	0,39	4,25
2012	1,31	0,63	1,00	0,29	-0,14	0,24	0,63	1,20	0,54	0,70	0,34	0,30	7,25

NAV (Since Inception)

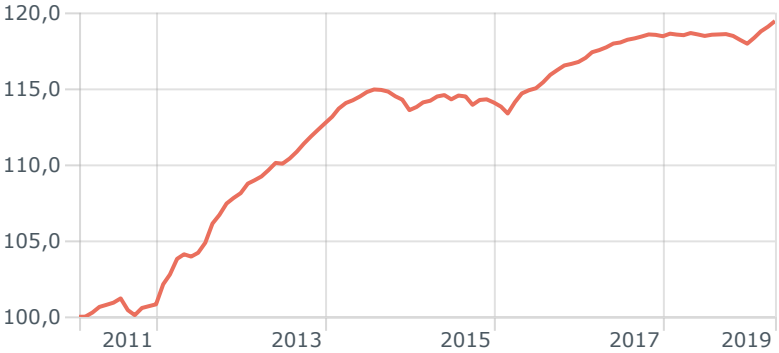

Norron Preserve R SEK

ISIN	LU0580530409
Inception Date	2011-02-01
Fund Size	2 385 111 330
Base Currency	Swedish Krona

Fund managers: Jan Törnstrand (head), Peter Werleus

Performance since inception:	
Cumulative Return	19,44
Std Dev	1,10
Correlation	0,30
Up Period Percent	75,51
Best Month	1,31
Worst Month	-0,76
End of month:	
Portfolio Yield	2,81%

Top Holdings End Of Month

	Portfolio Weighting %
Skandiabanken AB 0.65%	2,15
Swedbank Mortgage AB 1.19%	2,14
Landshypotek Bank AB (publ) 0.64%	2,13
Realkredit Danmark A/S 0.68%	2,12
Samhallsbyggnadsbolaget I Norden Ab 4.62%	2,01
Akastor ASA 4.59%	1,98
Ship Finance International Limited 6.11%	1,92
Heimstaden AB 3%	1,91
Telenor ASA 0.44%	1,90
Stolt-Nielsen Ltd 5.48%	1,89

Currency Exposure (End Of Month)

SEK	56,9%
EUR	17,8%
USD	6,2%
NOK	19,1%
Other	0,0%

Portfolio Yield

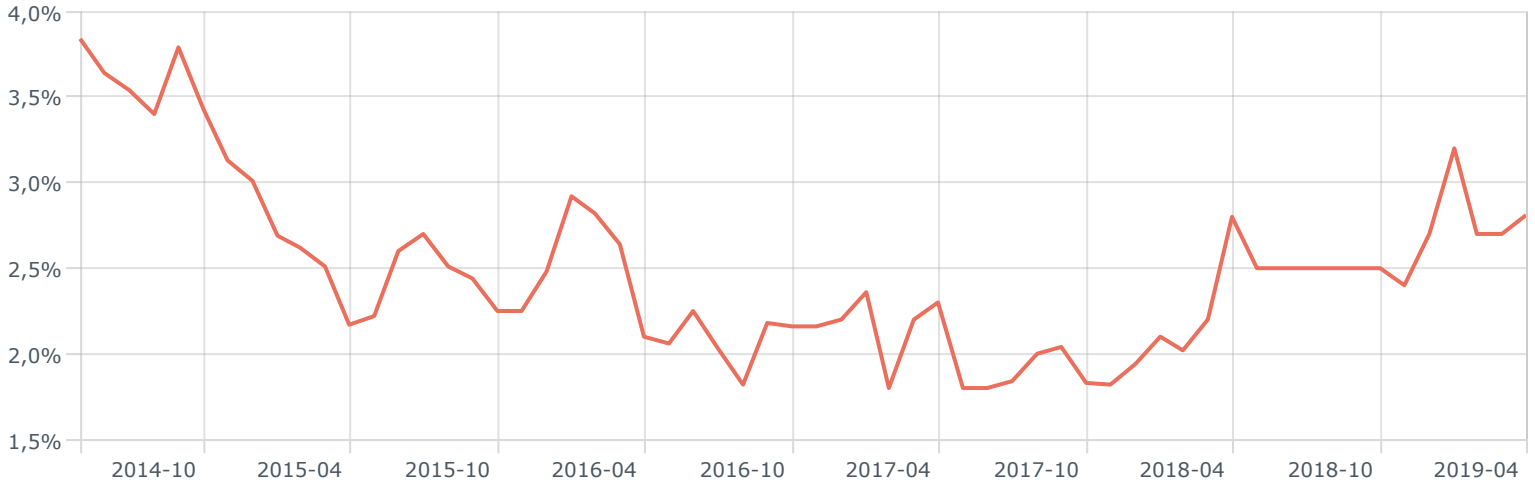

Norron Preserve R SEK

Duration & Credit Duration

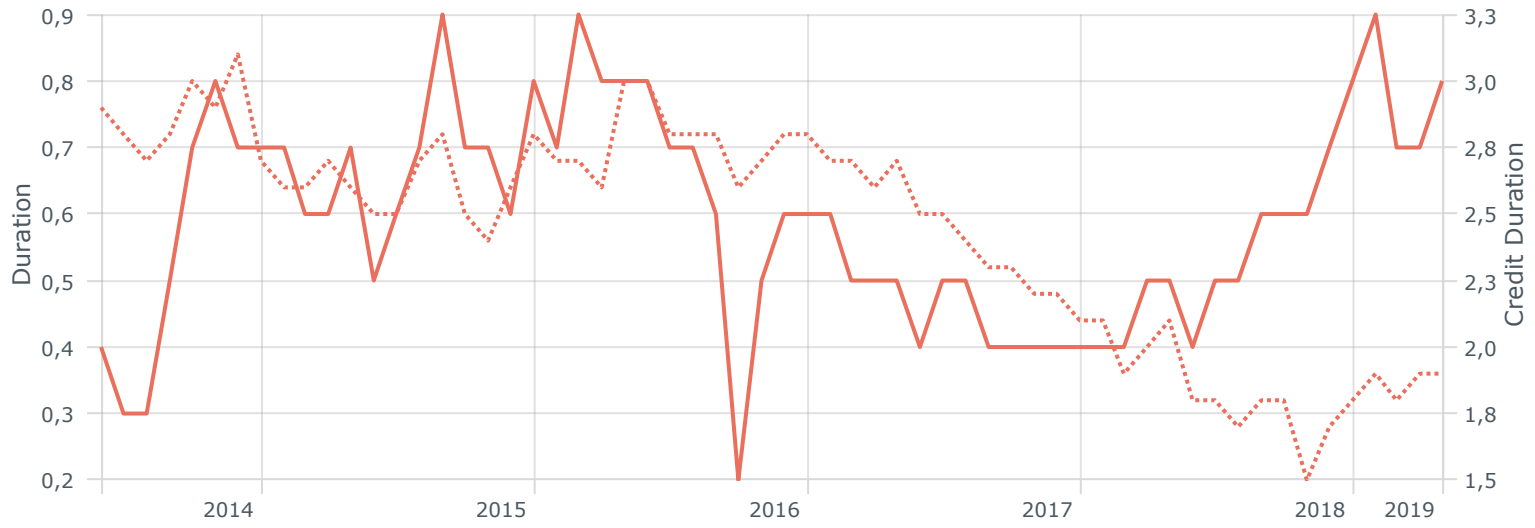

Norron Preserve R SEK (Duration)

Norron Preserve R SEK (Credit Duration)